



Instruction Manual

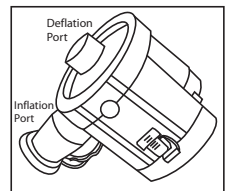
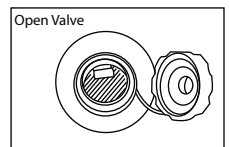
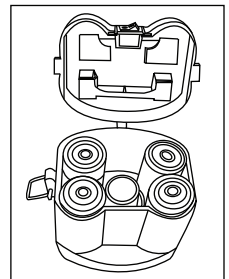
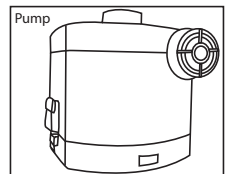
Thank you for joining the AeroBed® family by purchasing one of our upscale products. You can expect top-notch quality, innovation, and imagination from every AeroBed product. You are about to enjoy the comfort of an AeroBed product. It is your responsibility to read and always follow the safety, care, and maintenance instructions for your new AeroBed. Always instruct and supervise others on your product's proper use, maintenance, and safety.

IMPORTANT: Preparation of your product requires no tools. Use of tools may damage your product.

IMPORTANT SAFETY INFORMATION AND WARNINGS

PRODUCT/PUMP

- ⚠ **WARNING:** Adult supervision required for inflation, deflation, and maintenance. This is not a lifesaving device.
- ⚠ **WARNING:** This bed is not designed for use by children under 3 years of age or persons with limited mobility. Children under the age of 3 or persons with limited mobility may suffer serious or fatal injury through suffocation, falling from the bed or becoming trapped between the bed and a wall or other objects.
- ⚠ **WARNING:** This furnishing has not been evaluated for flammability or cigarette ignition resistance.
 - This is not a water toy. Use as a mattress only.
 - Place bed in a safe area before use, making sure that there are no sharp edges, steps, drops, or breakable items nearby. Use on flat surfaces only. Bed may tip over on uneven surfaces.
 - Do not use this bed on abrasive surfaces or near pointed/sharp items or surfaces. Protruding objects may puncture bed. Remove all sharp objects from area where bed will be set up and used.
 - Do not step or jump on product or use as a trampoline. Product may puncture.
 - Standing, jumping, or walking on the product may result in injury and/or damage the product. Do not jump, stand, or walk on this product. You can hurt yourself or damage the product if you do.
 - This product is made of plastic and therefore may melt or burn if it comes in contact with any flame or heat source. Do not place it near or against heaters, open flame, or other hot objects.
- ⚠ **WARNING:** This is an electrical product - not a toy. To avoid risk of fire, burns, injury, or shock, it should not be played with or placed where small children can reach it.
- ⚠ **WARNING:** Product is for indoor use only.
- ⚠ **WARNING:** For household / residential use only.
 - Pump is an electrical device. Do not use in or around water.
 - Turn off pump when not in use.
 - DO NOT place pump where it could fall or be pulled into the water.
 - Pump not recommended for use by children under six (6) years of age.
 - It is recommended to separate batteries from case when pump is not in use.
 - Do NOT mix old and new batteries. Do not mix alkaline batteries (NOT INCLUDED). Make certain the batteries are installed correctly.
 - Do not attempt to disassemble, repair, or service the pump. No serviceable parts are contained inside. Contact Aero Products International, Inc. at 1834 Walden Office Square, Third Floor, Schaumburg, IL 60173, for repair or servicing information.



INFLATION

Note: Product must be at room temperature prior to inflating or it may cause air leaks.

1. Place your rolled up product on the floor or other surface free of obstructions or sharp objects.
2. Remove pump from protective plastic shipping wraps.
3. Remove battery cover; insert four new D-cell Alkaline batteries (NOT INCLUDED). Make certain the batteries are installed correctly.
4. Replace battery cover, click sides to lock cover.
5. Open protective cap on valve. Press mouth of pump into position and turn pump to "on" position.
6. In approximately 60 seconds, your bed will be inflated to the firmest capacity. Turn pump to "off" position.
7. Detach pump, lie on bed and check the firmness. For a softer bed, press the valve to release air. If the bed becomes too soft, re-attach the pump and reinflate the bed until the desired level of firmness is achieved. Replace valve cap.

DEFLATION AND STORAGE

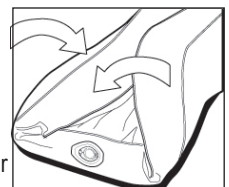
1. Open protective cap on valve. Locate deflate port on top of pump.
2. Press deflate port into mouth of valve and then turn pump to "on" position.
3. Your bed will begin to deflate, once deflated, turn pump to "off" position.
4. Roll the bed towards the valve until all the air is expelled. When the bed is completely rolled, replace the valve cover.
5. Slide the storage bag over your bed. Store your bed and pump until its next use.

NOTE: Store your AeroBed in a clean dry place at room temperature (above 50° F/10° C). Storing your AeroBed under 50° F (10° C) and over 100° F (38° C) may affect its performance and will not be covered under your warranty.

♻ BATTERIES MUST BE RECYCLED OR DISPOSED OF PROPERLY.

CARE AND MAINTENANCE

1. Inspect your AeroBed prior to each use.
2. Keep your AeroBed away from any sharp objects. Large cuts or snags may not be repairable and will not be covered by your warranty.
3. When not in use, store you AeroBed in a clean, dry place out of extreme temperatures. Product must be at room temperature prior to inflating.
4. Do not store your AeroBed folded inside sofa beds or roll-aways. This may cause damage to your bed that will not be covered under your warranty.
5. In case of incidental damage to your bed, a repair patch has been included. Please follow repair instructions carefully.



CLEANING

We recommend that you do not let the plush surface of your product get wet. Repeated exposure to water or other liquids may cause damage to the plush surface that will not be covered by your warranty. Should liquid come in contact with the plush surface, blot liquid dry and use a damp cloth to remove any stain. Let surface air dry completely. You may clean the PVC on the sides and bottom of your AeroSport with a mild dishwashing detergent or household cleaner. Do not use strong chemicals or other compounds. Allow your bed to air dry completely after cleaning and before storing.

LIMITED EXPRESS WARRANTY

Aero Products International, Inc. ("us") warrants to the original purchaser ("you") that the AeroBed ("product") is guaranteed against defects in materials and workmanship for the following periods: pump and valve, one (1) year from date of purchase; mattress, one (1) year from date of purchase.

OUR EXCLUSIVE OBLIGATION, AND YOUR SOLE AND EXCLUSIVE REMEDY UNDER THIS LIMITED WARRANTY OR OTHERWISE SHALL BE THE REPAIR OR REPLACEMENT OF ANY PRODUCT OR PARTS WHICH MAY PROVE DEFECTIVE UNDER THE CONDITIONS OF NORMAL USE DURING THE WARRANTY PERIOD. IN THE EVENT THE PRODUCTS OR PARTS CANNOT BE REPAIRED OR REPLACED, YOU SHALL RECEIVE A PRODUCT OF COMPARABLE VALUE AT OUR EXPENSE. AEROBED WARRANTY IS NON-TRANSFERABLE, AND IS VALID FOR THE FIRST, ORIGINAL PURCHASER FROM AN AUTHORIZED DEALER OF AEROBED PRODUCTS. THIS LIMITED WARRANTY GIVES YOU SPECIFIC LEGAL RIGHTS, AND YOU MAY ALSO HAVE OTHER RIGHTS WHICH VARY FROM STATE TO STATE.

Exclusions

Our obligation under this limited express warranty shall not apply if our inspection shows:

- A. That the product is used for other intended purposes.
- B. Any product or part has been damaged by alteration.
- C. Any product or part has been subject to accident, misuse, abuse or has been operated contrary to our written instructions.

Warranty Redemptions

You must obtain an authorization from us before returning a defective product. Call us at 1-888-462-4468 or write us at Aero Products International, Inc., 1834 Walden Office Square, Third Floor, Schaumburg, IL 60173 for a return authorization. The product should be carefully packaged and delivered postage or delivery charges prepaid at the address set forth above. You are responsible for all damages incurred in shipping.

Warranty Disclaimer

EXCEPT FOR THE LIMITED EXPRESS WARRANTY SET FORTH IN THIS SECTION, OR ANY IMPLIED WARRANTIES PERMITTED UNDER APPLICABLE LAW, SELLER MAKES NO EXPRESS OR IMPLIED REPRESENTATIONS. ALL CLAIMS AGAINST US MUST BE BROUGHT WITHIN ONE (1) YEAR FROM THE TIME THEY ARISE. SOME STATES DO NOT ALLOW LIMITATIONS ON HOW LONG AN IMPLIED WARRANTY LASTS, SO THE ABOVE DISCLAIMER MAY NOT APPLY TO YOU.

Limitation of Liability

TO THE FULLEST EXTENT PERMITTED BY LAW, SELLER SHALL NOT BE LIABLE FOR INDIRECT, SPECIAL, INCIDENTAL OR CONSEQUENTIAL DAMAGES WITH RESPECT TO THE SALE OF USE OF THE PRODUCTS, INCLUDING ANY LOST REVENUES, LOSS OF USE OR LOST PROFITS, REGARDLESS OF THE THEORY BY WHICH ANY CLAIM MAY BE BASED, INCLUDING ANY TORT, TANGIBLE PROPERTY DAMAGE OR STATUTORY CAUSES OF ACTION. NOTWITHSTANDING THE TERM OF ANY LIMITED OR IMPLIED WARRANTY, OR IN THE EVENT THAT ANY LIMITED WARRANTY FAILS OF ITS ESSENTIAL PURPOSE, IN NO EVENT WILL OUR ENTIRE LIABILITY TO YOU EXCEED THE PURCHASE PRICE ACTUALLY PAID BY YOU FOR THE PRODUCTS, OR ANY DEFECTIVE OR NONCONFORMING PORTION THEREOF, WHICHEVER IS THE LESSER AMOUNT.

SOME STATES DO NOT ALLOW THE EXCLUSION OR LIMITATION OF INCIDENTAL OR CONSEQUENTIAL DAMAGES, SO THE ABOVE LIMITATION OR EXCLUSION MAY NOT APPLY TO YOU.

THIS LIMITATION DOES NOT APPLY TO ANY CLAIMS FOR PERSONAL INJURY. THIS AGREEMENT AND ANY CLAIMS AND DISPUTES BETWEEN THE PARTIES SHALL BE GOVERNED BY AND SUBJECT TO THE INTERNAL LAWS (EXCLUSIVE OF THE CONFLICTS OF LAW PROVISION) AND DECISIONS OF THE COURTS OF THE STATE OF ILLINOIS. THE EXCLUSIVE VENUE AND JURISDICTION FOR ALL CLAIMS AND DISPUTES SHALL BE THE STATE OR FEDERAL COURT LOCATED IN SCHAUMBURG, ILLINOIS.

Aero Products International, Inc. neither assumes nor authorizes any representative or other person to assume any obligation or liability other than those expressly set forth herein.

© 2008 All rights reserved. U.S. and foreign patents pending.

Aero Products International, Inc. 1834 Walden Office Square, Third Floor, Schaumburg, IL 60173 USA
Made in China.