



Instruction Manual

Thank you for joining the AeroBed® family by purchasing one of our upscale products. You can expect top-notch quality, innovation, and imagination from every AeroBed product. You are about to enjoy the comfort of The Tailgater Chair by AeroBed. It is your responsibility to read and always follow the safety, care, and maintenance instructions for your new AeroBed product. Always instruct and supervise others on your chair's proper use, maintenance, and safety.

IMPORTANT: Preparation of your product requires no tools. Use of tools may damage your chair.

IMPORTANT SAFETY INFORMATION AND WARNINGS

Chair / Pump

- ⚠ **WARNING:** Adult supervision required for inflation, deflation, and maintenance. This is not a lifesaving device.
- ⚠ **WARNING:** This chair is not designed for use by children under 3 years of age. Children under the age of 3 may suffer serious or fatal injury through suffocation, falling from the chair or becoming trapped between the chair and a wall or other objects.
- ⚠ **WARNING:** This furnishing has not been evaluated for flammability or cigarette ignition resistance.
 - This is not a water toy. Use as a chair only.
 - This chair is not intended for infants or persons with limited mobility. They may roll off of the chair and become entrapped between the chair and a wall.
 - Do not use this chair on abrasive surfaces or near pointed/sharp items or surfaces. Protruding objects may puncture chair. Remove all sharp objects from area where chair will be set up and used.
 - Do not step or jump on chair or use as a trampoline. Chair may puncture.
 - Place chair in a safe area before use, making sure that there are no sharp edges, steps, drops, or breakable items nearby. Use on flat surfaces only. Chair may tip over on uneven surfaces.
 - Standing, jumping, or walking on the chair may result in injury and/or damage the chair. Do not jump, stand, or walk on this chair. You can hurt yourself or damage the chair if you do.
 - This chair is made of plastic and therefore may melt or burn if it comes in contact with any flame or heat source. Do not place it near or against heaters, open flame, or other hot objects.
- ⚠ **WARNING:** Do not leave the pump plugged into the cigarette lighter or 12-volt DC outlet, doing so could damage the life of the pump motor. PUMP SHOULD ONLY BE USED WITH ADAPTERS PROVIDED. DO NOT USE WITH ANY OTHER ADAPTERS. To avoid against risk of fire, electric shock or injury to persons, read all instructions before using.
- ⚠ **WARNING:** Do not operate pump while automotive engine is running.
- ⚠ **WARNING:** This is an electrical product - not a toy. To avoid risk of fire, burns, injury, or shock, it should not be played with or placed where small children can reach it.
- ⚠ **WARNING:** Product is for indoor use only.
- ⚠ **WARNING:** For household / residential use only.
 - Unplug adapter when not in use.
 - Pump is an electrical device. Do not use in or around water.
 - DO NOT place pump where it could fall or be pulled into the water.
 - It is recommended to separate batteries from case when pump is not in use.
 - Do not mix old and new batteries. Do not mix alkaline, standard (carbon-zinc) or rechargeable (nickel-cadmium) batteries.
 - Pump not recommended for use by children under six (6) years of age.
 - Do not attempt to disassemble, repair, or service the pump. No serviceable parts are contained inside. Contact Aero Products International, Inc. at 1834 Walden Office Square, Third Floor, Schaumburg, IL 60173, for repair or servicing information.

C-CELL BATTERY PUMP WITH DC ADAPTER FOR INSTANT USE

To use pump instantly without having to use C-cell batteries:

- a) First, insert the 12-volt DC adapter mini plug into hole.
 - b) Second, plug the DC power cord into a standard 12-volt DC automobile cigarette lighter or accessory 12-volt outlet and turn ignition to the accessory portion.
 - c) When the chair is fully inflated detach pump and unplug the 12-volt adapter from the lighter.
- ♻ BATTERIES MUST BE RECYCLED OR DISPOSED OF PROPERLY.

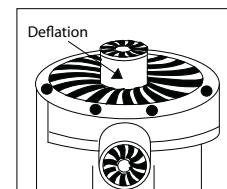
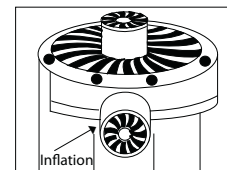
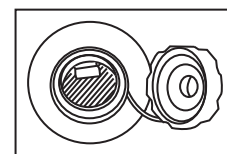
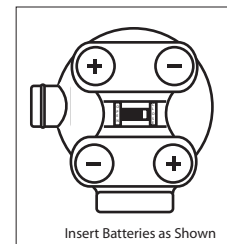
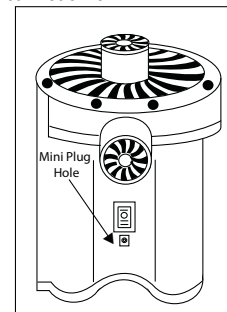
INFLATION

NOTE: CHAIR MUST BE AT ROOM TEMPERATURE PRIOR TO INFLATING OR IT MAY CAUSE AIR LEAKS.

1. Place your rolled-up chair on the floor or other surface free of obstructions or sharp objects.
2. Remove pump from protective plastic shipping wraps.
3. Remove battery cover located at the bottom of the pump. Slide switch to "open" and pull cap. NOTE: Cap is attached on one side of pump; Do NOT pull completely off pump.
4. Insert eight new C-cell alkaline batteries (NOT INCLUDED). Make certain the batteries are installed correctly.
5. Replace battery cover by sliding switch to "close" on bottom of pump.
6. Remove protective cap on valve by turning cap counter-clockwise. Locate inflation port located at the front of the pump.
7. Press mouth of inflation port into position and turn pump to on position.
8. For BATTERY INFLATION, press the switch up to on position (the symbol " - " on the switch means "ON / BATTERY" inflation).
9. For DC ADAPTER INFLATION, press the switch down to on position (the symbol " = " on the switch means "ON / DC ADAPTER" inflation).
9. In approximately 90 seconds, your chair will be inflated to the firmest capacity. Press switch to off position (the symbol " o " on the switch means "OFF").
10. Detach pump and replace protective valve cap by turning clockwise.

DEFLATION

1. Open valve cover and press rubber flapper inside valve to release air.
2. Fold sides of chair into the center along its length. Tightly roll your chair towards the valve to fully remove any excess air.
3. Roll the chair completely until all the air is expelled. When the chair is completely rolled, replace the valve cover.
4. For most compact storage, insert deflation port of pump into valve opening. Press the switch on for deflation. Bed will expel remaining air. Turn pump off once air is released, press the switch off to stop.
5. Slide the storage bag over your chair. Store chair and pump until its next use.



UNIVERSAL ADAPTERS

For use with other air-filled products.

1. Attach universal adapter to end of pump by pushing until adapter locks into position.
2. Additional adapters are included for use with multiple sized valve openings.
3. Use pump with other products.
4. Discharge pump and store for next use.

CARE AND MAINTENANCE

1. Inspect your chair prior to each use.
2. Keep your chair away from any sharp objects or obstacles with rough edges. Large cuts or snags may not be repairable and will not be covered by your warranty.
3. When not in use, store your chair in a clean, dry place out of extreme temperatures. Note: Chair must be at room temperature prior to inflating or it may cause air leaks.
4. In case of incidental damage to your chair, a repair patch has been included. Please follow repair instructions carefully.

LIMITED EXPRESS WARRANTY

Aero Products International, Inc. ("us") warrants to the original purchaser ("you") that the AeroBed ("product") is guaranteed against defects in materials and workmanship for the following periods: pump and valve, ninety (90) days from date of purchase; chair, ninety (90) days from date of purchase.

OUR EXCLUSIVE OBLIGATION, AND YOUR SOLE AND EXCLUSIVE REMEDY UNDER THIS LIMITED WARRANTY OR OTHERWISE SHALL BE THE REPAIR OR REPLACEMENT OF ANY PRODUCT OR PARTS WHICH MAY PROVE DEFECTIVE UNDER THE CONDITIONS OF NORMAL USE DURING THE WARRANTY PERIOD. IN THE EVENT THE PRODUCTS OR PARTS CANNOT BE REPAIRED OR REPLACED, YOU SHALL RECEIVE A PRODUCT OF COMPARABLE VALUE AT OUR EXPENSE. AEROBED WARRANTY IS NON-TRANSFERABLE, AND IS VALID FOR THE FIRST, ORIGINAL PURCHASER FROM AN AUTHORIZED DEALER OF AEROBED PRODUCTS. THIS LIMITED WARRANTY GIVES YOU SPECIFIC LEGAL RIGHTS, AND YOU MAY ALSO HAVE OTHER RIGHTS WHICH VARY FROM STATE TO STATE.

Exclusions

Our obligation under this limited express warranty shall not apply if our inspection shows:

- A. That the product is used for other than normal indoor sleeping purposes.
- B. Any product or part has been damaged by alteration.
- C. Any product or part has been subject to accident, misuse, abuse or has been operated contrary to our written instructions.

Warranty Redemptions

You must obtain an authorization from us before returning a defective product. Call us at 1-888-462-4468 or write us at Aero Products International, Inc., 1834 Walden Office Square, Third Floor, Schaumburg, IL 60173 for a return authorization. The product should be carefully packaged and delivered postage or delivery charges prepaid at the address set forth above. You are responsible for all damages incurred in shipping.

Warranty Disclaimer

EXCEPT FOR THE LIMITED EXPRESS WARRANTY SET FORTH IN THIS SECTION, OR ANY IMPLIED WARRANTIES PERMITTED UNDER APPLICABLE LAW, SELLER MAKES NO EXPRESS OR IMPLIED REPRESENTATIONS. ALL CLAIMS AGAINST US MUST BE BROUGHT WITHIN ONE (1) YEAR FROM THE TIME THEY ARISE. SOME STATES DO NOT ALLOW LIMITATIONS ON HOW LONG AN IMPLIED WARRANTY LASTS, SO THE ABOVE DISCLAIMER MAY NOT APPLY TO YOU.

Limitation of Liability

TO THE FULLEST EXTENT PERMITTED BY LAW, SELLER SHALL NOT BE LIABLE FOR INDIRECT, SPECIAL, INCIDENTAL OR CONSEQUENTIAL DAMAGES WITH RESPECT TO THE SALE OF USE OF THE PRODUCTS, INCLUDING ANY LOST REVENUES, LOSS OF USE OR LOST PROFITS, REGARDLESS OF THE THEORY BY WHICH ANY CLAIM MAY BE BASED, INCLUDING ANY TORT, TANGIBLE PROPERTY DAMAGE OR STATUTORY CAUSES OF ACTION. NOTWITHSTANDING THE TERM OF ANY LIMITED OR IMPLIED WARRANTY, OR IN THE EVENT THAT ANY LIMITED WARRANTY FAILS OF ITS ESSENTIAL PURPOSE, IN NO EVENT WILL OUR ENTIRE LIABILITY TO YOU EXCEED THE PURCHASE PRICE ACTUALLY PAID BY YOU FOR THE PRODUCTS, OR ANY DEFECTIVE OR NONCONFORMING PORTION THEREOF, WHICHEVER IS THE LESSER AMOUNT.

SOME STATES DO NOT ALLOW THE EXCLUSION OR LIMITATION OF INCIDENTAL OR CONSEQUENTIAL DAMAGES, SO THE ABOVE LIMITATION OR EXCLUSION MAY NOT APPLY TO YOU.

THIS LIMITATION DOES NOT APPLY TO ANY CLAIMS FOR PERSONAL INJURY. THIS AGREEMENT AND ANY CLAIMS AND DISPUTES BETWEEN THE PARTIES SHALL BE GOVERNED BY AND SUBJECT TO THE INTERNAL LAWS (EXCLUSIVE OF THE CONFLICTS OF LAW PROVISION) AND DECISIONS OF THE COURTS OF THE STATE OF ILLINOIS. THE EXCLUSIVE VENUE AND JURISDICTION FOR ALL CLAIMS AND DISPUTES SHALL BE THE STATE OR FEDERAL COURT LOCATED IN SCHAUMBURG, ILLINOIS.

Aero Products International, Inc. neither assumes nor authorizes any representative or other person to assume any obligation or liability other than those expressly set forth herein.

© 2008 All rights reserved. U.S. and foreign patents pending.

Aero Products International, Inc. 1834 Walden Office Square, Third Floor, Schaumburg, IL 60173 USA

Made in China.