

Instruction Manual

Thank you for joining the AeroBed[®] family by purchasing one of our products. You can expect top-notch quality, innovation and imagination from every AeroBed product. You are about to enjoy the comfort of an AeroBed product. It is your responsibility to read and always follow the safety, care and maintenance instructions for your new AeroBed product. Always instruct and supervise others on your bed's proper use, maintenance and safety.

IMPORTANT SAFETY INFORMATION AND WARNINGS

SAVE THESE INSTRUCTIONS

READ AND FOLLOW ALL INSTRUCTIONS BEFORE USING THIS PRODUCT

IMPORTANT: Preparation of your product requires no tools. Use of tools may damage your bed.

⚠ WARNING: This is an electrical product – not a toy. To avoid risk of fire, burns, injury, or shock:

- Always unplug from outlet when not in use and before cleaning.
- Close supervision is necessary when this product is used by or near children, invalids, or disabled persons.
- Use this product only for its intended use as described in these instructions. Do not use attachments not recommended by the manufacturer.
- Never operate this product if it has a damaged cord or plug, if it is not working properly, if it has been dropped or damaged, or dropped into water.
- Keep the cord away from heated surfaces.
- Never operate the product with the air openings blocked. Keep the air openings free of lint, hair, and the like.
- Never drop or insert any object into any opening.
- To disconnect, turn all controls to off position, then remove plug from outlet.

⚠ WARNING: Product is for indoor use only. Do not use outdoors. For household / residential use only.

⚠ WARNING: This furnishing has not been evaluated for flammability or cigarette ignition resistance.


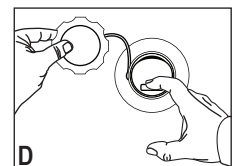
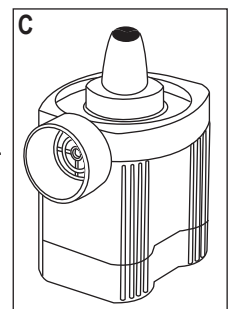
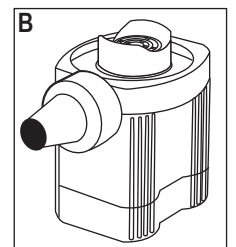
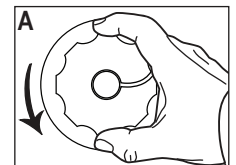
⚠ ADDITIONAL WARNINGS:

- Bed supports a maximum weight of 300 lbs. per person.
- This is not a water toy. Use as a mattress only.
- This bed is not designed for use by children under 3 years of age or any persons with limited mobility as they could suffer serious or fatal injury through suffocation, falling from or rolling off the bed or becoming trapped.
- Use on flat surfaces only. Bed may tip over on uneven surfaces.
- Inflate bed fully. Partially inflated mattresses can cause suffocation.
- Remove all sharp objects from area where bed will be set up and used. Do not use this bed on abrasive surfaces or near pointed/sharp items or surfaces. Bed may puncture.
- Do not step or jump on bed or use as a trampoline.
- This bed is made of plastic and therefore may melt or burn if it comes in contact with any flame or heat source. Do not place it near or against heaters, open flame, or other hot objects.
- Pump is not intended for continuous use. Pump may stop working or overheat if it is used for extended periods of time. Do not use pump continuously (refer to warning statement on side of pump).
To avoid excessive heat build-up in the pump, let it rest for 10 minutes between complete inflation cycles.
- Do not attempt to disassemble, repair, or service the pump. No serviceable parts are contained inside.
Contact Aero Products International, Inc. at 1834 Walden Office Square, Third Floor, Schaumburg, IL 60173, 1-888-462-4468 for repair or servicing information.

INFLATION

Note: Product must be at room temperature prior to inflating or it may cause air leaks.

1. Place your rolled up bed on the floor or other surface free of obstructions or sharp objects.
2. Remove pump from protective plastic shipping wraps.
3. Open protective cap on valve by turning counter-clockwise (see figure A). Attach universal adapter to pump inflation port by pushing until it locks into the end (see figure B). Press the smaller end of adapter into mouth of valve, then turn pump to "on" position.
4. In approximately 3 minutes, your bed will be inflated to the firmest capacity. Detach pump and close valve by turning clockwise. Turn pump to "off" position.
5. Lie on bed and check the firmness. If you want the bed to be firmer, open protective cap by turning counter-clockwise. Press the smaller end of adapter into the mouth of valve, reinflate the bed until the desired level of firmness is achieved.
6. Replace valve cap.



DEFLATION AND STORAGE

1. To deflate your AeroBed, open the valve located next to the pump (see figure D). Deflation takes approximately 90 seconds.
2. For most compact storage, open protective cap by turning counter-clockwise. Attach universal adapter to pump deflation port on top of pump (see figure C).
3. Press the smaller end of adapter into mouth of valve and then turn pump to "on" position.
4. Your bed will begin to deflate, once deflated turn pump to "off" position.
5. Roll the bed completely until all the air is expelled. When the bed is completely rolled, replace the valve cap by turning clockwise.
6. Fold sides of bed into the center along its length (see figure E). Tightly roll and place in convenient carry bag for easy transport and storage.

UNIVERSAL ADAPTERS

For use with other air-filled products.

1. Attach universal adapter to end of pump by pushing until adapter locks into position.
2. Additional adapters are included for use with multiple sized valve openings.
3. Use pump with other products.
4. Discharge pump and store for next use.

A REPAIR PATCH CAN BE ORDERED AT WWW.AEROBED.COM OR BY CALLING OUR CUSTOMER SERVICE AT 1-888-462-4468.

CARE AND MAINTENANCE

1. Inspect your bed prior to each use.
2. Keep your bed away from any sharp objects or obstacles with rough edges. Large cuts or snags may not be repairable and will not be covered by your bed warranty.
3. We recommend that you do not let the plush surface of your AeroBed® get wet. Repeated exposure to water or other liquids may cause damage to the plush surface that will not be covered by your warranty. Should liquid come in contact with the plush surface, blot liquid dry and use a damp cloth to remove any stain. Let surface air dry completely.
4. You may clean the PVC on the sides and bottom of your AeroBed with a mild dishwashing detergent or household cleaner. Do not use strong chemicals or other compounds. Allow your bed to air dry completely after cleaning and before storing.

LIMITED EXPRESS WARRANTY

Aero Products International, Inc. ("us") warrants to the original purchaser ("you") that the AeroBed ("product") is guaranteed against defects in materials and workmanship for the following periods: pump and valve, one (1) year from date of purchase; mattress, one (1) year from date of purchase.

OUR EXCLUSIVE OBLIGATION, AND YOUR SOLE AND EXCLUSIVE REMEDY UNDER THIS LIMITED WARRANTY OR OTHERWISE SHALL BE THE REPAIR OR REPLACEMENT OF ANY PRODUCT OR PARTS WHICH MAY PROVE DEFECTIVE UNDER THE CONDITIONS OF NORMAL USE DURING THE WARRANTY PERIOD. IN THE EVENT THE PRODUCTS OR PARTS CANNOT BE REPAIRED OR REPLACED, YOU SHALL RECEIVE A PRODUCT OF COMPARABLE VALUE AT OUR EXPENSE. AEROBED WARRANTY IS NON-TRANSFERABLE, AND IS VALID FOR THE FIRST, ORIGINAL PURCHASER FROM AN AUTHORIZED DEALER OF AEROBED PRODUCTS. THIS LIMITED WARRANTY GIVES YOU SPECIFIC LEGAL RIGHTS, AND YOU MAY ALSO HAVE OTHER RIGHTS WHICH VARY FROM STATE TO STATE.

Exclusions

Our obligation under this limited express warranty shall not apply if our inspection shows:

- A. That the product has been used for other than normal indoor sleeping purposes.
- B. Any product or part has been damaged by alteration.
- C. Any product or part has been subject to accident, misuse, abuse or has been operated contrary to our written instructions.

Warranty Redemptions

You must obtain an authorization from us before returning a defective product. Call us at 1-888-462-4468 or write us at Aero Products International, Inc., 1834 Walden Office Square, Third Floor, Schaumburg, IL 60173 for a return authorization. The product should be carefully packaged and delivered postage or delivery charges prepaid at the address set forth above. You are responsible for all damages incurred in shipping.

Warranty Disclaimer

EXCEPT FOR THE LIMITED EXPRESS WARRANTY SET FORTH IN THIS SECTION, OR ANY IMPLIED WARRANTIES PERMITTED UNDER APPLICABLE LAW, SELLER MAKES NO EXPRESS OR IMPLIED REPRESENTATIONS. ALL CLAIMS AGAINST US MUST BE BROUGHT WITHIN ONE (1) YEAR FROM THE TIME THEY ARISE. SOME STATES DO NOT ALLOW LIMITATIONS ON HOW LONG AN IMPLIED WARRANTY LASTS, SO THE ABOVE DISCLAIMER MAY NOT APPLY TO YOU.

Limitation of Liability

TO THE FULLEST EXTENT PERMITTED BY LAW, SELLER SHALL NOT BE LIABLE FOR INDIRECT, SPECIAL, INCIDENTAL OR CONSEQUENTIAL DAMAGES WITH RESPECT TO THE SALE OF USE OF THE PRODUCTS, INCLUDING ANY LOST REVENUES, LOSS OF USE OR LOST PROFITS, REGARDLESS OF THE THEORY BY WHICH ANY CLAIM MAY BE BASED, INCLUDING ANY TORT, TANGIBLE PROPERTY DAMAGE OR STATUTORY CAUSES OF ACTION. NOTWITHSTANDING THE TERM OF ANY LIMITED OR IMPLIED WARRANTY, OR IN THE EVENT THAT ANY LIMITED WARRANTY FAILS OF ITS ESSENTIAL PURPOSE, IN NO EVENT WILL OUR ENTIRE LIABILITY TO YOU EXCEED THE PURCHASE PRICE ACTUALLY PAID BY YOU FOR THE PRODUCTS, OR ANY DEFECTIVE OR NONCONFORMING PORTION THEREOF, WHICHEVER IS THE LESSER AMOUNT.

SOME STATES DO NOT ALLOW THE EXCLUSION OR LIMITATION OF INCIDENTAL OR CONSEQUENTIAL DAMAGES, SO THE ABOVE LIMITATION OR EXCLUSION MAY NOT APPLY TO YOU.

THIS LIMITATION DOES NOT APPLY TO ANY CLAIMS FOR PERSONAL INJURY. THIS AGREEMENT AND ANY CLAIMS AND DISPUTES BETWEEN THE PARTIES SHALL BE GOVERNED BY AND SUBJECT TO THE INTERNAL LAWS (EXCLUSIVE OF THE CONFLICTS OF LAW PROVISION) AND DECISIONS OF THE COURTS OF THE STATE OF ILLINOIS. THE EXCLUSIVE VENUE AND JURISDICTION FOR ALL CLAIMS AND DISPUTES SHALL BE THE STATE OR FEDERAL COURT LOCATED IN SCHAUMBURG, ILLINOIS.

Aero Products International, Inc. neither assumes nor authorizes any representative or other person to assume any obligation or liability other than those expressly set forth herein.

© 2009 Aero Products International, Inc. All rights reserved. 1834 Walden Office Square, Third Floor, Schaumburg, IL 60173 USA
Other U.S. and foreign patents pending.
Made in China.

www.aerobed.com