

Thank you for joining the AeroBed[®] family by purchasing one of our products. You can expect top-notch quality, innovation and imagination from every AeroBed product. You are about to enjoy the comfort of an AeroBed product. It is your responsibility to read and always follow the safety, care and maintenance instructions for your new AeroBed product. Always instruct and supervise others on your bed's proper use, maintenance and safety.

IMPORTANT SAFETY INFORMATION AND WARNINGS

SAVE THESE INSTRUCTIONS

READ AND FOLLOW ALL INSTRUCTIONS BEFORE USING THIS PRODUCT

IMPORTANT: Preparation of your AeroBed product requires no tools. Use of tools may damage your bed.

- ⚠ **WARNING:** This is an electrical product – not a toy. To avoid risk of fire, burns, injury, or shock:
 - Close supervision is necessary when this product is used by or near children, invalids, or disabled persons.
 - Use this product only for its intended use as described in these instructions. Do not use attachments not recommended by the manufacturer.
 - Never operate this product if it is not working properly, if it has been dropped or damaged, or dropped into water.
 - Never operate the product with the air openings blocked. Keep the air openings free of lint, hair, and the like.
 - Never drop or insert any object into any opening.

⚠ **WARNING:** Product is for indoor use only. For household / residential use only.

⚠ **WARNING:** This furnishing has not been evaluated for flammability or cigarette ignition resistance.

⚠ **ADDITIONAL WARNINGS:**

- Bed supports a maximum weight of Twin 350 lbs., Full 450 lbs., Queen 600 lbs.
- This is not a water toy. Use as a mattress only.
- This bed is not designed for use by children under 3 years of age or any persons with limited mobility as they could suffer serious or fatal injury through suffocation, falling from or rolling off the bed or becoming trapped.
- Use on flat surfaces only. Bed may tip over on uneven surfaces.
- Inflate bed fully. Partially inflated mattresses can cause suffocation.
- Remove all sharp objects from area where bed will be set up and used. Do not use this bed on abrasive surfaces or near pointed/sharp items or surfaces. Bed may puncture.
- Do not step or jump on bed or use as a trampoline.
- This bed is made of plastic and therefore may melt or burn if it comes in contact with any flame or heat source. Do not place it near or against heaters, open flame, or other hot objects.
- Pump is not intended for continuous use. Pump may stop working or overheat if it is used for extended periods of time.
- Do not attempt to disassemble, repair, or service the pump. No serviceable parts are contained inside. Contact Aero Products International, Inc. at 1834 Walden Office Square, Third Floor, Schaumburg, IL 60173, 1-888-462-4468 for repair or servicing information.

Inserting D-Cell batteries:

- a) Remove protective plastic shipping wrap from pump.
- b) Open battery cover located on the front of the pump. NOTE: Cap is attached on one side of pump; Do NOT pull completely off pump.
- c) Insert four new D-cell alkaline batteries (NOT INCLUDED). Make certain the batteries are installed correctly (see figure E).
- d) Replace battery cover.

♻ BATTERIES MUST BE RECYCLED OR DISPOSED OF PROPERLY.

TO REACH MAXIMUM FIRMNESS AND EXTEND BATTERY LIFE:

	9" Twin	12" Twin	9" Queen 12" Queen
Inflate for:	2 minutes	3 minutes	5 minutes
Rest pump for:	2 minutes	2 minutes	2 minutes
Inflate again for:	1 minute	1 minute	2 minutes

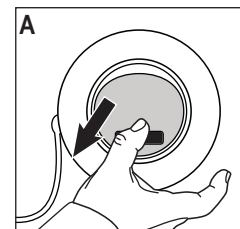
INFLATION

NOTE: BED MUST BE AT ROOM TEMPERATURE PRIOR TO INFLATING OR IT MAY CAUSE AIR LEAKS.

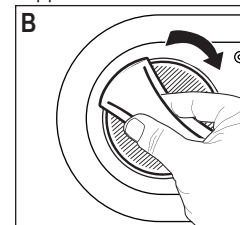
1. Place your unrolled bed on the floor or other surface free of obstructions or sharp objects.
2. Before inflation, make sure flapper inside valve is closed (see figure A). If not, pull red bar firmly to close. Then, twist valve cover securely on (see figure B).
3. Click button on pump to "on" (-) position. Bed will begin to inflate automatically. When desired firmness is reached, click button to "off" (o) position (figure F). A high pitch whine of the pump will signal when the bed is inflated to the full (firmest) capacity. Bed will not over-inflate.
4. Lie on bed and check the firmness. If you want your bed to be softer, press the rubber flap inside the valve (see figure C).

DEFLATION AND STORAGE

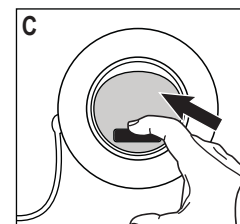
1. Open the Rapid Release valve cover and press the rubber flapper inside the valve to the locked open position to release the air (see figure D).
2. Fold sides of bed into the center along its length (see figure G). Tightly roll your bed towards the valve.
3. Roll the bed completely until all air is expelled. When the bed is completely rolled, turn valve cap clockwise until it is locked in place. Slide the duffel over your AeroBed and store for its next use.
4. Store your AeroBed in a clean, dry place at room temperature (above 50°F/10°C). Storing your AeroBed under 50°F (10°C) and over 100°F (38°C) may affect its performance and will not be covered under warranty.



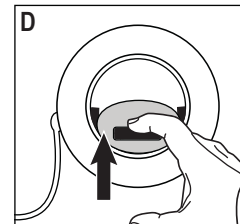
Pull red bar firmly to close flapper valve



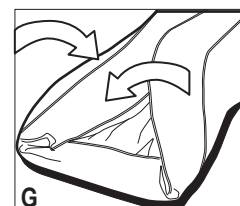
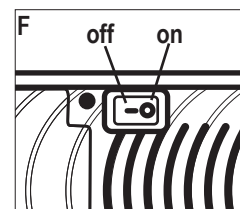
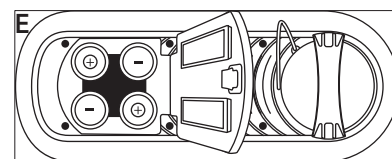
Twist valve cover back on



Tap red bar gently for desired firmness



Deflating – Push flapper valve open into locked position



CARE AND MAINTENANCE

1. Inspect your bed prior to each use.
2. Keep your bed away from any sharp objects or obstacles with rough edges. Large cuts or snags may not be repairable and will not be covered by your bed warranty.
3. We recommend that you do not let the plush surface of your AeroBed® get wet. Repeated exposure to water or other liquids may cause damage to the plush surface that will not be covered by your warranty. Should liquid come in contact with the plush surface, blot liquid dry and use a damp cloth to remove any stain. Let surface air dry completely.
4. You may clean the PVC on the sides and bottom of your AeroBed with a mild dishwashing detergent or household cleaner. Do not use strong chemicals or other compounds. Allow your bed to air dry completely after cleaning and before storing.

LIMITED EXPRESS WARRANTY

Aero Products International, Inc. ("us") warrants to the original purchaser ("you") that the AeroBed ("product") is guaranteed against defects in materials and workmanship for the following periods: pump and valve, two (2) years from date of purchase; mattress, one (1) year from date of purchase.

OUR EXCLUSIVE OBLIGATION, AND YOUR SOLE AND EXCLUSIVE REMEDY UNDER THIS LIMITED WARRANTY OR OTHERWISE SHALL BE THE REPAIR OR REPLACEMENT OF ANY PRODUCT OR PARTS WHICH MAY PROVE DEFECTIVE UNDER THE CONDITIONS OF NORMAL USE DURING THE WARRANTY PERIOD. IN THE EVENT THE PRODUCTS OR PARTS CANNOT BE REPAIRED OR REPLACED, YOU SHALL RECEIVE A PRODUCT OF COMPARABLE VALUE AT OUR EXPENSE. AEROBED WARRANTY IS NON-TRANSFERABLE, AND IS VALID FOR THE FIRST, ORIGINAL PURCHASER FROM AN AUTHORIZED DEALER OF AEROBED PRODUCTS. THIS LIMITED WARRANTY GIVES YOU SPECIFIC LEGAL RIGHTS, AND YOU MAY ALSO HAVE OTHER RIGHTS WHICH VARY FROM STATE TO STATE.

Exclusions

Our obligation under this limited express warranty shall not apply if our inspection shows:

- A. That the product is used for other than normal indoor sleeping purposes.
- B. Any product or part has been damaged by alteration.
- C. Any product or part has been subject to accident, misuse, abuse or has been operated contrary to our written instructions.

Warranty Redemptions

You must obtain an authorization from us before returning a defective product. Call us at 1-888-462-4468 or write us at Aero Products International, Inc., 1834 Walden Office Square, Third Floor, Schaumburg, IL 60173 for a return authorization. The product should be carefully packaged and delivered postage or delivery charges prepaid at the address set forth above. You are responsible for all damages incurred in shipping.

Warranty Disclaimer

EXCEPT FOR THE LIMITED EXPRESS WARRANTY SET FORTH IN THIS SECTION, OR ANY IMPLIED WARRANTIES PERMITTED UNDER APPLICABLE LAW, SELLER MAKES NO EXPRESS OR IMPLIED REPRESENTATIONS. ALL CLAIMS AGAINST US MUST BE BROUGHT WITHIN ONE (1) YEAR FROM THE TIME THEY ARISE. SOME STATES DO NOT ALLOW LIMITATIONS ON HOW LONG AN IMPLIED WARRANTY LASTS, SO THE ABOVE DISCLAIMER MAY NOT APPLY TO YOU.

Limitation of Liability

TO THE FULLEST EXTENT PERMITTED BY LAW, SELLER SHALL NOT BE LIABLE FOR INDIRECT, SPECIAL, INCIDENTAL OR CONSEQUENTIAL DAMAGES WITH RESPECT TO THE SALE OF USE OF THE PRODUCTS, INCLUDING ANY LOST REVENUES, LOSS OF USE OR LOST PROFITS, REGARDLESS OF THE THEORY BY WHICH ANY CLAIM MAY BE BASED, INCLUDING ANY TORT, TANGIBLE PROPERTY DAMAGE OR STATUTORY CAUSES OF ACTION. NOTWITHSTANDING THE TERM OF ANY LIMITED OR IMPLIED WARRANTY, OR IN THE EVENT THAT ANY LIMITED WARRANTY FAILS OF ITS ESSENTIAL PURPOSE, IN NO EVENT WILL OUR ENTIRE LIABILITY TO YOU EXCEED THE PURCHASE PRICE ACTUALLY PAID BY YOU FOR THE PRODUCTS, OR ANY DEFECTIVE OR NONCONFORMING PORTION THEREOF, WHICHEVER IS THE LESSER AMOUNT.

SOME STATES DO NOT ALLOW THE EXCLUSION OR LIMITATION OF INCIDENTAL OR CONSEQUENTIAL DAMAGES, SO THE ABOVE LIMITATION OR EXCLUSION MAY NOT APPLY TO YOU.

THIS LIMITATION DOES NOT APPLY TO ANY CLAIMS FOR PERSONAL INJURY. THIS AGREEMENT AND ANY CLAIMS AND DISPUTES BETWEEN THE PARTIES SHALL BE GOVERNED BY AND SUBJECT TO THE INTERNAL LAWS (EXCLUSIVE OF THE CONFLICTS OF LAW PROVISION) AND DECISIONS OF THE COURTS OF THE STATE OF ILLINOIS. THE EXCLUSIVE VENUE AND JURISDICTION FOR ALL CLAIMS AND DISPUTES SHALL BE THE STATE OR FEDERAL COURT LOCATED IN SCHAUMBURG, ILLINOIS.

Aero Products International, Inc. neither assumes nor authorizes any representative or other person to assume any obligation or liability other than those expressly set forth herein.

© 2010 Aero Products International, Inc. All rights reserved. 1834 Walden Office Square, Third Floor, Schaumburg, IL 60173 USA

This product may be covered under one or more of the following U.S. and/or foreign patents: U.S. Pat. Nos. 4,977,633; 5,267,363; 5,367,726; 6,237,621; 6,508,264; 6,598,626; 6,701,559; 6,755,208; 6,986,360; 6,996,867; 7,025,576; 7,039,972; 7,165,283; 7,128,525; D464,225; D490,635; D513,145; D594,880; CN 1809683.2; RU 2271129; SG93011; EP 0 487 641; DE 69024962.4; EP 0 947 152; DE 69233298.7; EP 1 415 576; EP 0 605 624; DE 69230797.4; JP 3,419,774; TW 62301; AU 731613; BR PI9710873-1; CN 97196557.9; HK 1025374; MX 216898; NZ 334203; SG 61207; JP 2010828; EP 1 359 325; MX 242683; AU 319268; ECD 00819289; ECD 00906920

Other U.S. and foreign patents pending.

Made in China.

www.aerobed.com